

1 BAG PER 2 YARDS

1 BAG PER 1 YARD

2 BAGS PER 1 YARD

3 BAGS PER 1 YARD




078 Chaparral



Pueblo Brown



Calandria Brown




Gravel Brown



084 Hay Fields



Wheat Fields



Amber Fields



Rust Fields



117 Spring Rose



Summer Rose



Winter Rose



Red Rose




130 Latte



Chocolate



Cappuccino



Hot Cocoa



134 Southern Clay



Santa Fe Clay



Roman Clay



Ceramic Clay



160 Sunset Red



Sunrise Red



Red Brick



Iron Brick



237 Sand Buff



Coronado Buff



Egyptian Dunes



Summer Dunes



447 Prairie Beige




Schooner Beige




Moroccan Beige



Horizon Beige




641 Taos Tan




Aztec Tan



Southwest Tan




New Mexico Tan




677 Soft Chestnut



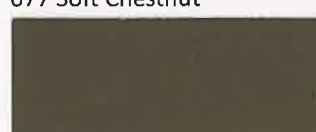
Ripe Chestnut




Roast Chestnut




Plum Chestnut




860 Metallic Gray



Cobble Gray



London Gray



Thunder Gray

Many things can affect the appearance of color. For best color matching results, a representative job site sample should be cast using materials and finishing techniques that will be used on the project.

Colors shown on this chart represent formulations using medium gray cement and sealed with solvent based SCOFIELD³ CureSealTM 700. Variations can be expected due to differences in cement, aggregates and method of application. **NOTE:** When using lower color loadings, such as one bag per two yards, the color of the cement and sand have a more pronounced influence on the final color resulting in a greater chance of color variation.